	<b>FORM</b>		
	<b>Index</b>	EXAM_Kit instr_125	
	<b>Version#</b>	1.4	
	<b>Author</b>	G Cutts/ C Webster	<b>Authorised by</b>
<b>JUNO KIT INSTRUCTIONS</b>			

**Biopsy Kits**

Upon receipt, please check the biopsy kit to verify that all of the components are present. Different components will have to be stored at different temperatures as described below.

If any components are damaged or missing, please email [kits@junogenetics.com](mailto:kits@junogenetics.com) and replacements will be sent out to you.

**Biopsy Kit Components & Storage Conditions**

- *Wash Buffer (Hypotonic solution):* The wash buffer is sent with ice packs from Juno Genetics and should be stored in a 2-8°C refrigerator upon arrival until it is used. Please check the expiry date on the box and do not use the buffer after the expiry date printed on the tube.



The box that wash buffer will be received in. Please return these to Juno Genetics when they are empty and no longer required.

- *Juno biopsy box in a sealed bag:* The plastic rack should be stored sealed in the bag provided at room temperature in a contaminant free area.




The Juno Biopsy Kit and it's components

Index	EXAM_Kit instr_125		
Version#	1.4		
Author	G Cutts/ C Webster	Authorised by	D Babariya

**JUNO KIT INSTRUCTIONS**

- *0.2 ml microcentrifuge tubes in a plastic bag (found inside the biopsy box):* The bag should remain sealed until used and it should be stored at room temperature in a contaminant free area. Please keep any unused tubes as they may be used for subsequent cases.
- *Ice Packs:* Ice packs should be stored flat in a -20°C freezer (or in a -80°C freezer, if available) for a minimum of 12 hours before they are used.
- *Cooler transport box:* The Cooler transport box should be stored at room temperature and used for shipping samples to Juno Genetics.





The transport cooler box and ice packs


**Sending samples to Juno Genetics**

1. Place the sample tubes securely into the biopsy box foam insert. Please ensure that all tubes are labelled with the patient initials and embryo number (matching what is recorded on the biopsy form) as well as the PGT tube labels (QR codes).

**The label on the tube must always match the code of the label associated to that particular embryo on the sample submission form.**



BIOPSY DETAILS	
Wash buffer lot number: _____	
Embryo #	Unique Tube ID (stick label)
AB 1	000002

	<b>FORM</b>		
	<b>Index</b>	EXAM_Kit instr_125	
	<b>Version#</b>	1.4	
	<b>Author</b>	G Cutts/ C Webster	<b>Authorised by</b>
<b>JUNO KIT INSTRUCTIONS</b>			


2. Close the box and place a completed patient details card into the slot on top of the box (matcher stickers may be used if available).
3. Seal the biopsy box into the plastic bag provided.

All shipments of medical samples are classed as dangerous goods for shipping purposes under UN3373 and must be packaged in accordance with P650 packaging instructions, so please always ship PGT samples as directed below:

- Pack the biopsy boxes flat in the coolers inside the foam insert with at least 3 ice packs and fill any spare space with packing material to reduce movement in transit. Please make sure shipping boxes are secure, but a couple of pieces of tape are sufficient for this – we would like to re-use shipping boxes where possible and having to remove lots of tape damages them.
- Please attach the provided UN3373 biological substances sticker (as below) to the outside of shipping boxes. Please do not cover this identifier with anything.



4. Contact [PGT@junogenetics.com](mailto:PGT@junogenetics.com) to let us know the tracking number(s) of the shipment.

	<b>FORM</b>		
	<b>Index</b>	EXAM_Kit instr_125	
	<b>Version#</b>	1.4	
	<b>Author</b>	G Cutts/ C Webster	<b>Authorised by</b>
<b>JUNO KIT INSTRUCTIONS</b>			

**Blood/buccal kits**


This include kits for Geneseeker, Neo and pre-PGT tests. The components will vary depending on the test and what is requested, but all components can be stored at ambient temperatures.

If any components are damaged or missing, please email [kits@junogenetics.com](mailto:kits@junogenetics.com) and replacements will be sent out to you.

**Geneseeker Kits**

Geneseeker kits comprise of plastic tube casings to protect tubes during transit and shipping boxes as below. Clinics should provide their own EDTA tubes for samples.



	<b>FORM</b>		
	<b>Index</b>	EXAM_Kit instr_125	
	<b>Version#</b>	1.4	
	<b>Author</b>	G Cutts/ C Webster	<b>Authorised by</b>
<b>JUNO KIT INSTRUCTIONS</b>			

**Neo Kits**


These are the same as Geneseeker kits, but we also provide glass Streck tubes for taking samples. Neo samples will only be accepted in these tubes.




**Pre-PGT Kits**

These vary depending on what is requested, but tend to include a mix of EDTA blood tubes in plastic casings and buccal kits.



	<b>FORM</b>		
	<b>Index</b>	EXAM_Kit instr_125	
	<b>Version#</b>	1.4	
	<b>Author</b>	G Cutts/ C Webster	<b>Authorised by</b>
<b>JUNO KIT INSTRUCTIONS</b>			




**POC Kits**

These include an EDTA tube in plastic casing and a sterile plastic container inside a specific POC shipping box.





	<b>FORM</b>		
	<b>Index</b>	EXAM_Kit instr_125	
	<b>Version#</b>	1.4	
	<b>Author</b>	G Cutts/ C Webster	<b>Authorised by</b>
<b>JUNO KIT INSTRUCTIONS</b>			



**Sending samples to Juno Genetics**

1. Please ensure that all samples are labelled with the patient initials, date of birth and patient id number, as well as relevant paperwork for each patient. Blood tubes must be shipped within the plastic casings we provide.

All shipments of medical samples are classed as dangerous goods for shipping purposes under UN3373 and must be packaged in accordance with P650 packaging instructions, so please always ship samples as directed below:

- All blood tubes must be securely housed in plastic casings, while buccal samples are shipped back inside their kit packaging. POC sample containers should be placed back in the sponge insert. Please make sure shipping boxes are secure, but a couple of pieces of tape are sufficient for this – we would like to re-use shipping boxes where possible and having to remove lots of tape damages them.
  - These shipping boxes are printed with a UN3373 biological substances identifier, so please do not cover this with anything.
2. Contact the appropriate team (depending on the samples being sent) to let us know the tracking number(s) of the shipment.  
 PGT - [PGT@junogenetics.com](mailto:PGT@junogenetics.com)  
 Neo - [Neo@junogenetics.com](mailto:Neo@junogenetics.com)  
 GeneSeeker - [GeneSeeker@junogenetics.com](mailto:GeneSeeker@junogenetics.com)  
 POC - [POC@junogenetics.com](mailto:POC@junogenetics.com)

For order more kits and for support with arranging pickups, contact [Kits@junogenetics.com](mailto:Kits@junogenetics.com) .